




Part # 33601000 - C7 Corvette MagneTuner



Recommended Tools



2014 - up C7 MagneTuner Installation Instructions

Table of contents

Page 2.... Included components and Getting Started

Page 3.... Wheel Well Removal

Page 4.... Wheel Well Removal

Page 5.... OEM Module Removal & MagneTuner Installation





Major ComponentsIn the box

Part #	Description	QTY
33601001	MagneTuner Suspension Controller	1
31900001	USB Cable	1

Getting Started.....

Required Tools:

- 7mm socket wrench
- T15 Torx driver
- Flathead screwdriver

1. Remove key from ignition.
2. Remove driver side front wheel.



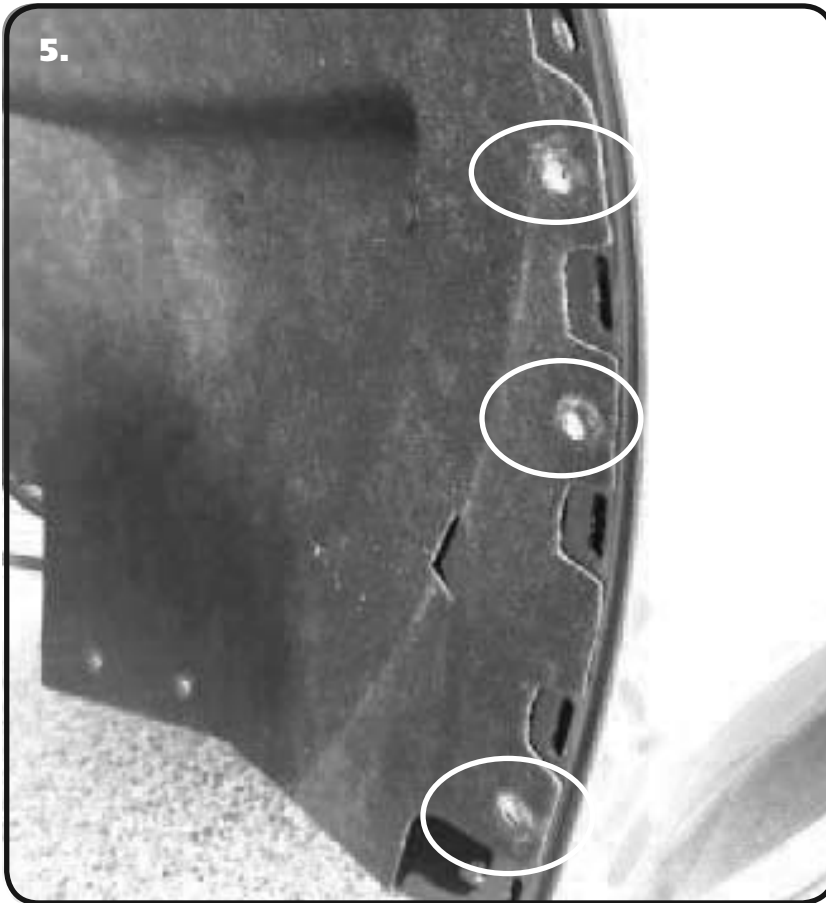
3. Using a 7mm socket wrench, remove the screw pictured in diagram "3".




4. Remove the plastic fender liner on the rear of the wheel well (snaps out).



Wheel Well Removal




5. Using a T15 Torx, remove the 3 screws picture in diagram "5".



6. Using a T15 Torx, remove the 2 screws picture in diagram "6".



Wheel Well Removal & MagneTuner Installation




7. Using a flat blade screwdriver, remove the 2 plastic snap rivet fasteners pictured in diagram "7".



8. From here, you can pull back the fender liner. The OEM damper controller is located behind the fender vent, as picture in diagram "8". Snap the module out of the clip. There should be enough slack on the factory wiring to bring the module into the wheel well to make the swap easier. Unplug the OEM module.



OEM Module Removal & MagenTuner Install



9. The module snaps into the holder. The top of the module has to be snapped out before the bottom can come out. There's 2 clips at the top of the bracket that hold the module in. Push up on the clips to help release the module. Snap the module out of the holder. There should be enough slack on the factory wiring to bring the module into the wheel well to make the swap easier. Unplug the OEM module.

BEFORE CONNECTING THE MAGNETUNER CONTROLLER, you must lubricate both the controller connector and the vehicle's wiring connector with NAPA Silicone Spray (8300), WD40, or comparable lubricant.

Plug in the MagneTuner. Return the MagneTuner to the holding clip, and close the wheel well back up.